

• Safety Notice

- Please read these instructions carefully to insure proper use of your device.
1. Please check all warning labels and all markings on this device.
 2. Do not expose this device to water or excessive heat.
 3. Do not place any foreign objects in the device.
 4. Do not attempt to repair the device or open the unit as this will void the warranty.

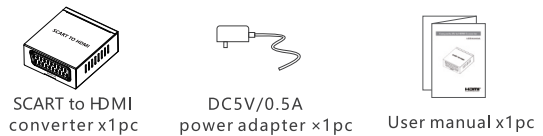
• ABOUT THIS PRODUCT

This SCART to HDMI converter is designed to convert audio and video signals from video source devices such as DVD, UHS Tape Deck and Set Top Box into HDMI signals that you can view on a HD TV. Making video come alive, delivering the sharpest, most realistic HD visuals available.

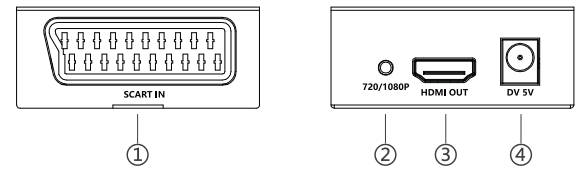
• Features

1. SCART signals convert to HDMI signals
2. Support NTSC and PAL standard TV formats input
3. Support HDMI 1080p or 720p output
4. Mini size, portable and flexible
5. Plug and play, easy installation

• Package Contents



• Panel Description



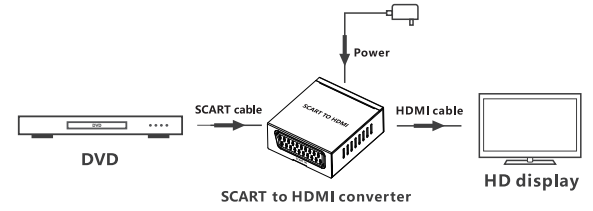
①	SCART	Connect the source device
②	720/1080P	Press to switch between 720p and 1080p Switch between 4:3, 16:9, 16:10 and full screen mode by pressing and holding for 2 seconds
③	HDMI	Output HDMI signal
④	DC 5V	Input DC5V power

• Installation Requirements

1. Source devices:
Source device with RCA jacks, such as VCD/DVD player, STB etc.
2. Display devices:
Display device with HDMI input, such as SDTV, HDTV, projector etc.

• Installation Procedures

1. Connection



2. Connection instruction

- 1) Connect the DVD to the converter via a SCART cable, using the color coding on the connectors as a guide.
- 2) Connect the HD display to HDMI output of the converter via a HDMI cable.
- 3) Plug the power supply into the device to get started.

• FAQ

- Q: Why does the screen have no output?
A: 1) Check and make sure the power supply and all cables are connected well.
2) Check and make sure there is SCART signal input and you've chosen the right HDMI signal channel.
- Q: Why does the output image have the snow point or unclear?
A: Change an HDMI cable or use a shorter HDMI cable for testing.

• **Specifications**

	Items	Specifications
Power supply	Voltage/Current	DC5V/0.5A
	Power consumption	2W
Technical parameters	Input video formats	NTSC/PAL
	Input audio formats	L/R stereo
	HDMI resolution supported	720p/1080p@50/60Hz
	A/V connector	SCART female
Protection level	Electrostatic protection of the whole machine	1a Contact discharge level 3 1b Air discharge level 3 Standard: IEC61000-4-2
Operating environment	Working temperature	0 ~ 60°C(32°F to 140°F)
	Storage temperature	-10 ~ 70°C(-4°F to 158°F)
	Humidity (non-condensing)	0 ~ 90% relative humidity
Body properties	Dimensions	67.0(L)*60.0(W)*25.0(H)mm
	Housing	Iron
	Color	Black
	Weight	103g

Disclaimer

The product name and brand name may be registered trademark of related manufactures. ™ and ® may be omitted on the user manual. The pictures in this user manual are just for reference. The terms HDMI, HDMI High-Definition Multimedia Interface, and the HDMI Logo are trademarks or registered trademarks of HDMI Licensing Administrator, Inc. We reserve the rights to make changes without further notice to a product or system described herein to improve reliability, function or design.

SCART to HDMI Converter

USER MANUAL

